

Table 8.1 (Stewart) -- The Types of Congressional Committees

TABLE 8.1
A Morphology of Congressional Committees

<i>Type of Committee</i>	<i>One Chamber or Two</i>	<i>Permanent or Ad Hoc</i>	<i>Legislative or Not</i>
Committee of the whole	One	<i>Ad hoc</i>	Legislative
Standing	One	Permanent	Legislative
Select and special	One (usually)	Both	Usually not legislative
Joint	Two	Permanent	Usually not legislative
Conference	Two	<i>Ad hoc</i>	Legislative

Table 8.2 (Stewart) - Jurisdictions of the Ways & Means and Senate Finance Committees (Remember the Constitution!)

TABLE 8.2
Jurisdictions of the House Ways and Means and Senate Finance Committees, 106th Congress (1999–2000)

<i>House Ways and Means Committee (Rule 10.1(a))</i>	<i>Senate Finance Committee (Rule 25(i))</i>
Customs, collection districts, and ports of entry and delivery	Bonded debt of the United States
Reciprocal trade agreements	Customs, collection districts, and ports of entry and delivery
Revenue measures generally	Deposit of public moneys
Revenue measures relating to insular possessions	General revenue sharing
Bonded debt of the United States	Health programs under the Social Security Act and health programs financed by a specific tax or trust fund
Deposit of public monies	National social security
Transportation of dutiable goods	Reciprocal trade agreements
Tax exempt foundations and charitable trusts	Revenue measures generally
	Revenue measures relating to the insular possessions
	Tariffs and import quotas and matters related thereto
	Transportation of dutiable goods

Source: House Rules; *Senate Manual*.

Figure 8.1 (Stewart) -- The Number of Committees in the House and Senate, 1789-1998

FIGURE 8.1
The Number of Committees in the House and Senate,
1789-1998

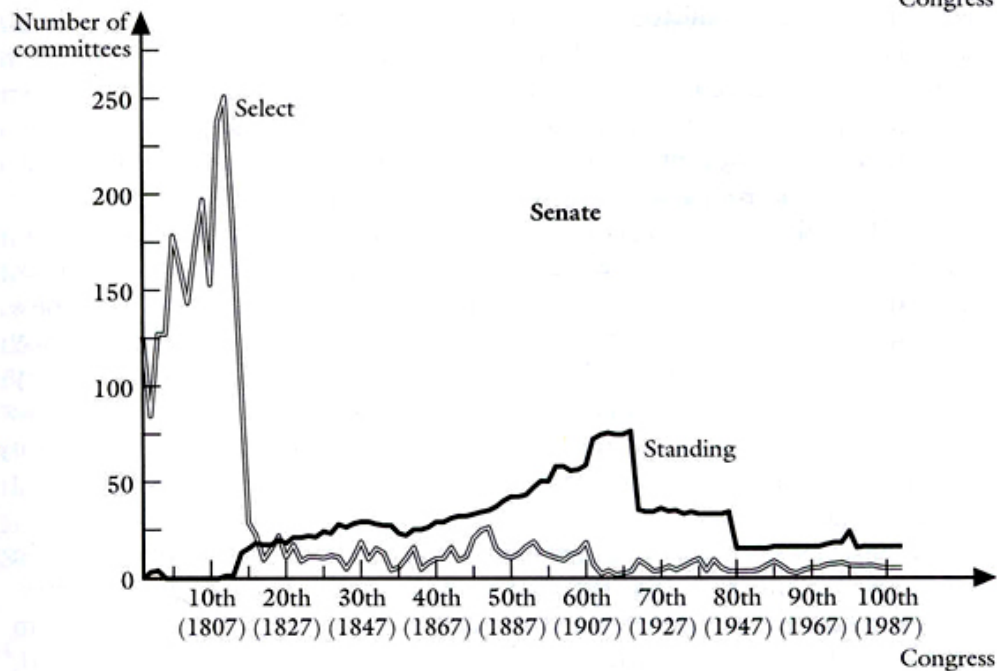
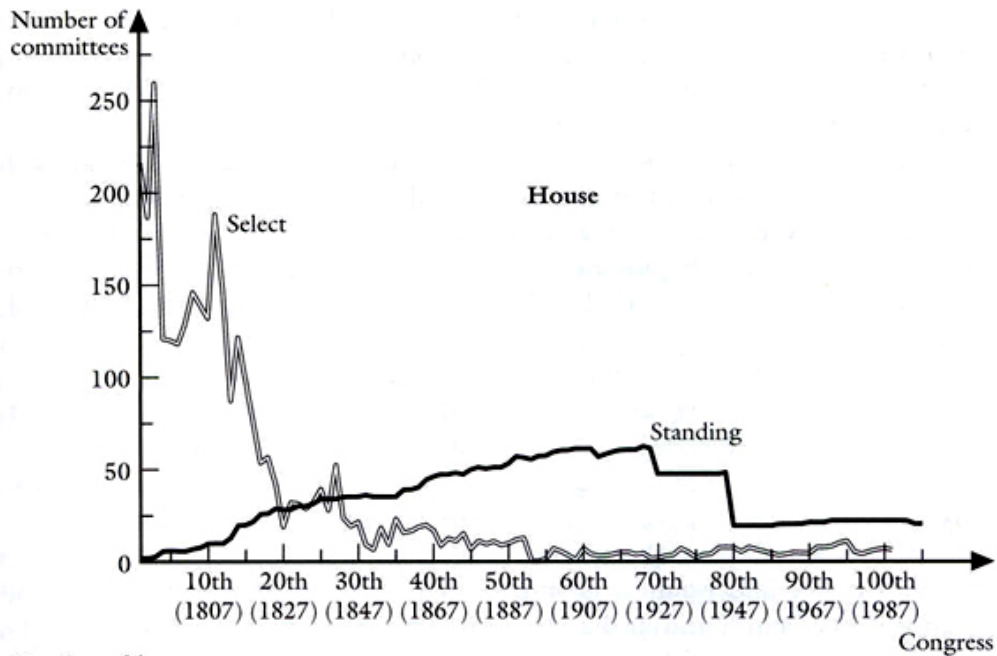


Figure 8.2 (Stewart) - Party Ratios over time on the Taxing Committees

FIGURE 8.2
Percentage of Seats Held by the Majority Party on House and Senate Taxing Committees

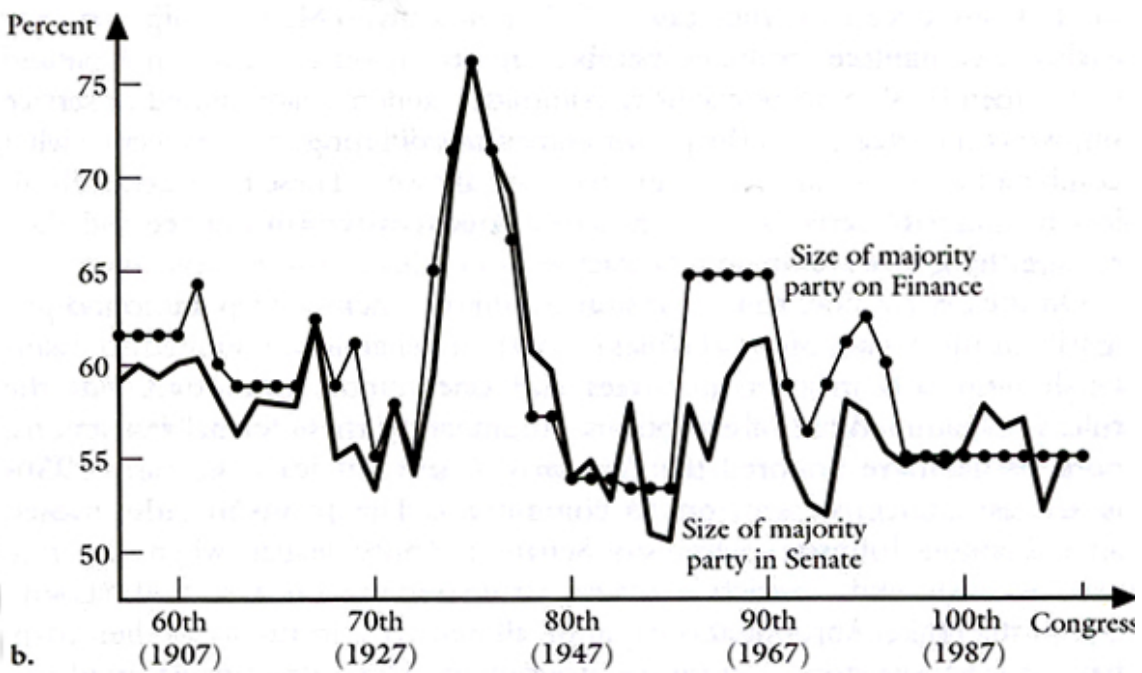
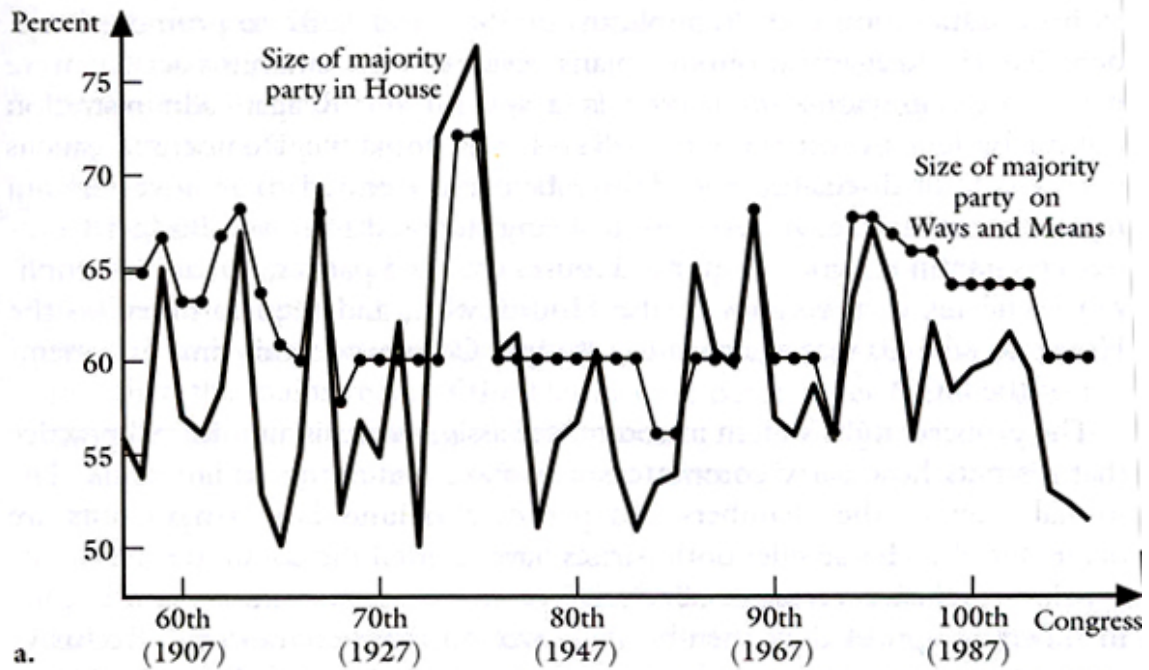


Table 8.7 (Stewart) - Committee Rankings based upon transfer patterns

TABLE 8.7
Relative Attractiveness Ranking of House and Senate Committees, 81st–102nd Congresses

<i>Rank</i>	<i>House Committee</i>	<i>Senate Committee</i>
1	Ways and Means	Finance
2	Appropriations	Appropriations
3	Rules	Foreign Relations
4	Energy and Commerce	Armed Services
5	Armed Services	Judiciary
6	Foreign Affairs	Rules and Administration
7	Budget	Budget
8	House Administration	Commerce
9	Internal Security	Aeronautics (85th–95th Congresses)
10	Natural Resources	Labor and Human Resources
11	Agriculture	Agriculture
12	Judiciary	Veterans Affairs
13	D.C.	Banking
14	Banking	Post Office and Civil Service (80th–95th Congresses)
15	Merchant Marine	Energy and Natural Resources
16	Public Works	Small Business
17	Science	Governmental Affairs
18	Post Office	Environment and Public Works
19	Education and Labor	D.C. (80th–95th Congresses)
20	Standards of Official Conduct	
21	Government Operations	
22	Veterans Affairs	
23	Small Business	

Source: Groseclose and Stewart (1998), Stewart and Groseclose (1999).